BUILDING NEIGHBORHOOD ECONOMIES FROM WITHIN.

NDC Neighborhood Development Center

NEIGHBORHOOD DEVELOPMENT CENTER OVERVIEW:

NDC is a non-profit, community development financial institution that believes residents of low-income, inner city neighborhoods have entrepreneurial talent and energy that represent powerful assets available to help revitalize those communities.

NDC provides entrepreneur training, small business lending and (eventually) acceptable financing, business services and real estate incubators that help our clients start and grow vital small businesses – which in turn create jobs, provide needed goods and services, revitalize blighted properties, create community gathering places, and develop community role models... building the economies of their neighborhoods from within.

There are more than 500 alumni of NDC's programs that have active businesses. These businesses have created over 2,300 jobs, and retain over $46 million annually in the economies of their own inner city neighborhoods. According to a Wilder Study, 82% of our business owners with employees hire neighborhood residents. In 2014, 95% of our entrepreneurs in training are people of color, 51% are female and 43% are considered extremely low income. As economic disparities continue to increase, NDC has chosen a bottom up approach to building and maintaining communities by supporting small business owners.



OUR EFFECT ON THE COMMUNITY IN 2014

ENTREPRENEUR TRAINING

DURING 2014, NDC AND ITS NEIGHBORHOOD PARTNERS OFFERED

21 ENTREPRENEUR TRAINING CLASSES TO **257** ENROLLED ASPIRING ENTREPRENEURS WHICH **231** COMPLETED THE TRAINING

NDC ALSO OFFERED FREE WORKSHOPS THAT WERE ATTENDED BY **278** BUSINESSES.

LOANS

(CONSUMER AND BUSINESS)

63 TOTALING **$2.8 MILLION** LOANS

(TOTAL DISBURSED IN NDC TARGET NEIGHBORHOOD CLASSIFIED AS LOW-MODERATE INCOME CENSUS TRACTS, MINORITY, AND/OR FEMALE OWNED)

BUSINESS SERVICES

(INCUBATION, MENTORS, MARKETING, LEGAL COUNSELING, ETC.)

IN 2014, NDC PROVIDED

6,000+ HOURS OF TECHNICAL ASSISTANCE TO **328** BUSINESSES IN HIGH-NEED TARGET NEIGHBORHOODS



REAL ESTATE DEVELOPMENT

NDC ASSISTED BUSINESSES ARE LOCATED IN AN NDC-OWNED INCUBATOR LOCATION

(NDC MAX 1 INCUBATOR LOCATIONS)

WHAT MAKES NDC ONE OF A KIND?



ASSET-FOCUSED

NDC starts with the belief that all people have assets and talents and the ability to contribute to a vibrant community.

CULTURALLY COMPETENT

NDC has a talented diverse staff allowing it to effectively serve and communicate with a broad spectrum of clients with competence and sensitivity. Our work is primarily focused on low income communities of color.

PLACE BASED

NDC employs a comprehensive approach to neighborhood revitalization that is deliberate about concentrating on entrepreneurs in specific geographic areas, which breathes life into visible properties in the community.

PARTNER DRIVEN

NDC's commitment to working with community partners enhances our services and helps us to better support our businesses long term. We work with a variety of community, business and ethnic/cultural organizations to find and support entrepreneurs and business owners, and link their success to the revitalization of their own neighborhoods.

COMPREHENSIVE

NDC supports entrepreneurs and neighborhoods long term by providing wrap around services throughout the life cycle of a business.

FINANCIAL STATEMENTS

STATEMENT OF FINANCIAL POSITION

(DECEMBER 31, 2014)

ASSETS	
Cash and Cash Equivalents	+$53,760
Restricted Cash	+2,245,175
Contributions receivable	+$5,000
Other receivables	+$54,847
Prepaid expenses	+$7,259
Loan receivables, Net of allowance for loan losses	+$1,066,535
Rental Properties and Equipment, Net	+$4,430,670
Property and Equipment, Net	+$1,310
Financing Fees, Net	+$3,762
Investment in Other Companies	+$7,998
Deposit	+$5,072
TOTAL ASSETS	**+$11,888,980**
LIABILITIES AND NET ASSETS	
LIABILITIES	
Payables and other accruals	+$1,004,682
Loan Payable	+$8,998,000
TOTAL LIABILITIES	**+$9,002,772**
NET ASSETS	
Unrestricted net assets	+$46,208
Temporarily restricted net assets	+$1,836,000
TOTAL NET ASSETS	**+$1,886,208**
TOTAL LIABILITIES AND NET ASSETS	**+$11,888,980**

STATEMENT OF ACTIVITIES

(DECEMBER 31, 2014)

REVENUE & SUPPORT

1 Grants and Contributions	+$972,642
2 Earned Income	+$98,500
3 Government Revenue	+$1,300,777
TOTAL REVENUE AND SUPPORT	**+$2,379,539**

EXPENSES

1 Microenterprenur Training	+$24,274
2 Technical Assistance	+$24,118
3 Lending	+$21,660
4 Business Program	+$19,628
5 Management and General	+$15,600
6 Fund Raising	+$2,352
TOTAL EXPENSES	**+$1,712,620**

FUNDERS

FOUNDATIONS

Bremer Foundation
Bush Foundation
Carolyn Foundation
Cedar Tree Foundation
Charities Aid Foundation America
Dorothy Day Hennepin County Fund
Ecolab Foundation
Fredrikson & Byron Foundation
Hennepin County
Hubbard Broadcasting Foundation
Jerome Foundation
The McKnight Foundation
Minneapolis Foundation
Northwest Area Foundation
Otto Bremer Foundation
Pentair Foundation
Pentair Foundation
Sun Country Foundation
Target Foundation
Twin Cities Gold Initiative Support Collaborative
Twin Cities Habitat for Humanity
Wells Fargo Foundation
Wilder Foundation
Woodbury Area Foundation

CORPORATIONS AND FIRMS

City of Minneapolis – Department of Community Planning and Economic Development
City of St. Paul – Department of Planning and Economic Development
Anderson Lovely Wiese
Bremer Bank
Bremer Financial Corporation
Bremer Financial Services
Bremer Financial Services Foundation
Bremer Financial Services Foundation Fund
Bremer Mortgage
Carolyn Foundation
Cedar Tree Foundation
Charities Aid Foundation America
Dorothy Day Hennepin County Fund
Ecolab Foundation
Fredrikson & Byron
Hennepin County
Hubbard Broadcasting Foundation
Jerome Foundation
The McKnight Foundation
Minneapolis Foundation
Northwest Area Foundation
Otto Bremer Foundation
Pentair Foundation
Pentair Foundation
Sun Country Foundation
Target Foundation
Twin Cities Gold Initiative Support Collaborative
Twin Cities Habitat for Humanity
Wells Fargo Foundation
Wilder Foundation
Woodbury Area Foundation

INDIVIDUALS, GROUPS

Ann Abdo
Ann Abdo
Ann Abdo
Ann Abdo
Nancy Ace
Nancy Ace
Nancy Ace
Nancy Ace
Nancy Ace
Jerry Alberts
Jerry Alberts
Jerry Alberts
Jerry Alberts
Elizabeth Alm
Elizabeth Alm
Elizabeth Alm
Elizabeth Alm
Aaron Anderson
Aaron Anderson
Aaron Anderson
Aaron Anderson
Jodi Bagley
Jodi Bagley
Jodi Bagley
Jodi Bagley
Kyle Bartlett
Kyle Bartlett
Kyle Bartlett